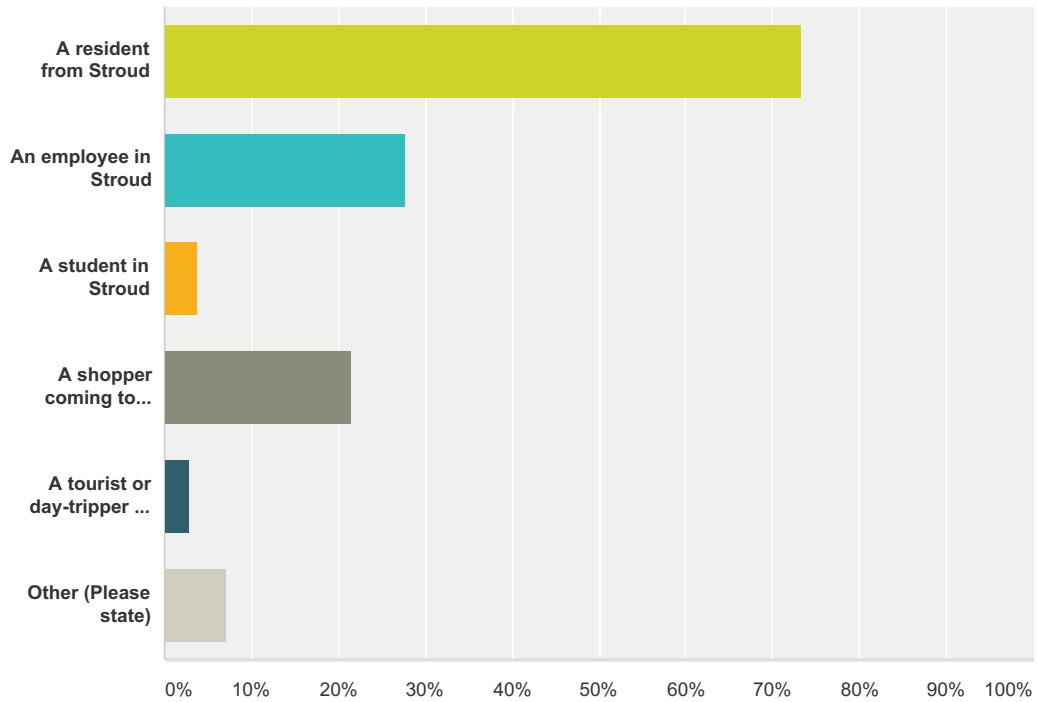


# Stroud Railway Station: Forecourt Thoughts!

## Q1 Are you: (Tick all that apply)

Answered: 209 Skipped: 1

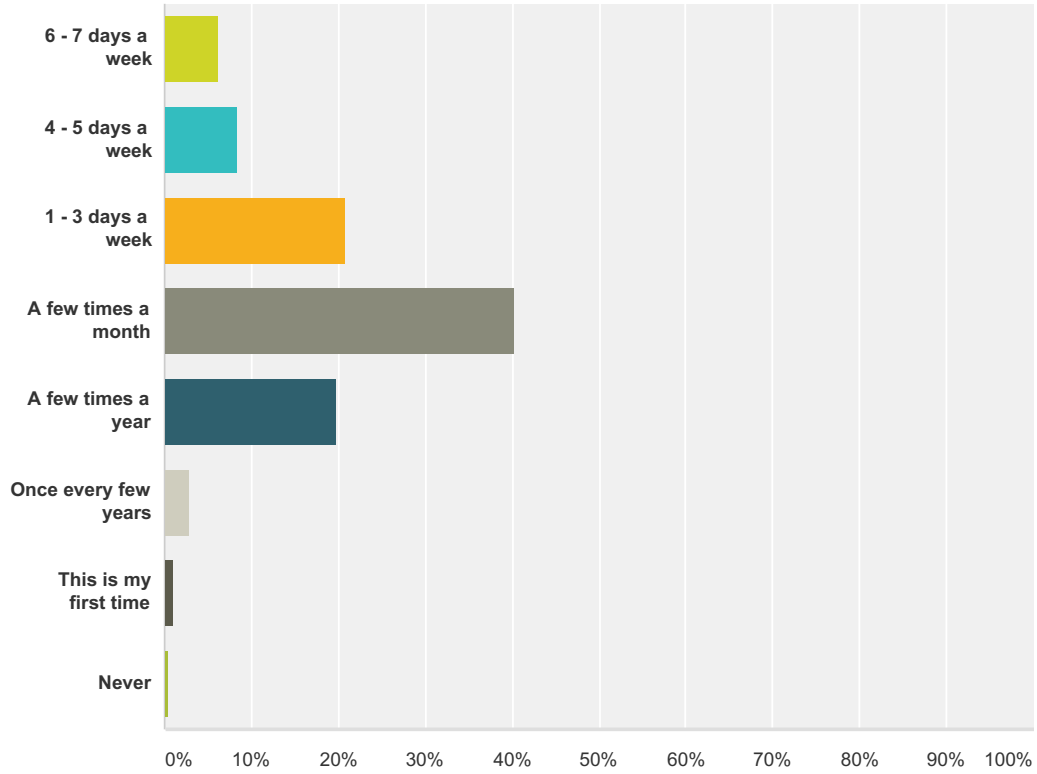


Answer Choices	Responses	Count
A resident from Stroud	73.21%	153
An employee in Stroud	27.75%	58
A student in Stroud	3.83%	8
A shopper coming to Stroud	21.53%	45
A tourist or day-tripper to Stroud	2.87%	6
Other (Please state)	7.18%	15
<b>Total Respondents: 209</b>		

Stroud Railway Station: Forecourt Thoughts!

**Q2 How often do you go through the forecourt at Stroud Railway Station (Tick one box)**

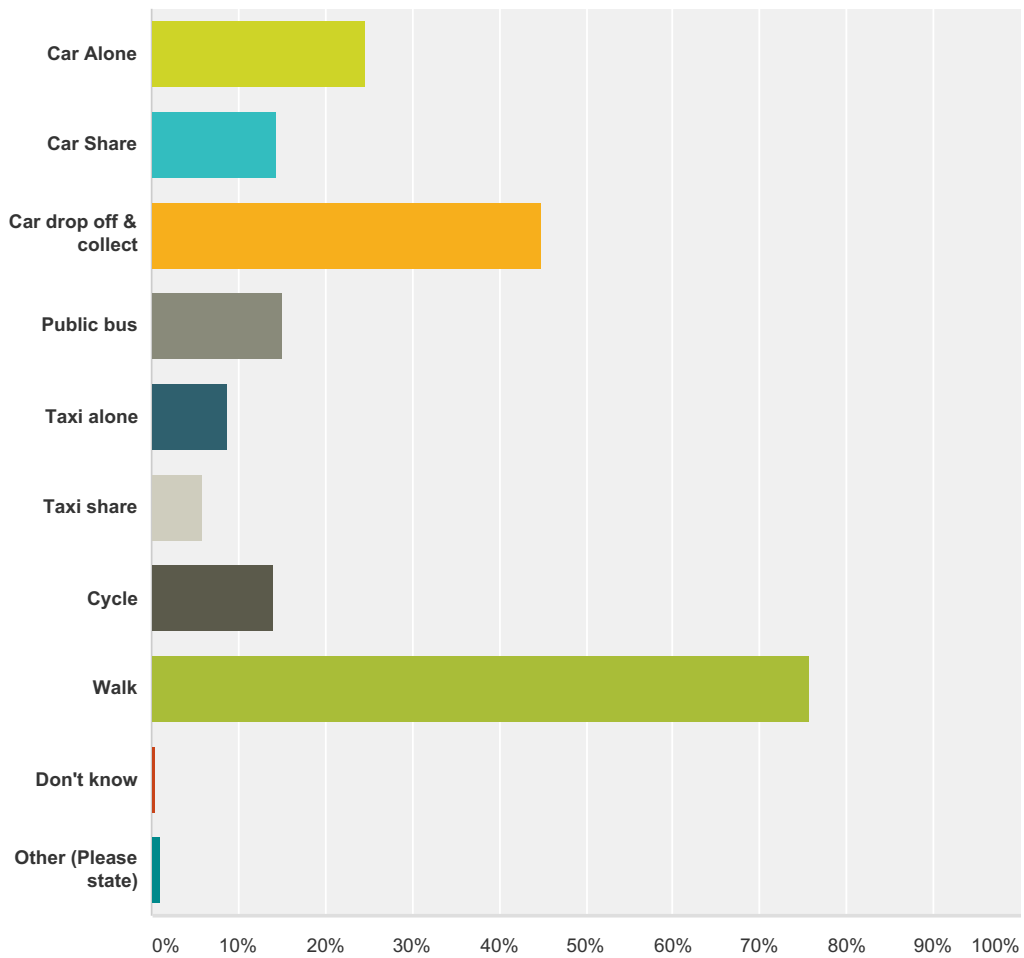
Answered: 206 Skipped: 4



Answer Choices	Responses
6 - 7 days a week	6.31% 13
4 - 5 days a week	8.25% 17
1 - 3 days a week	20.87% 43
A few times a month	40.29% 83
A few times a year	19.90% 41
Once every few years	2.91% 6
This is my first time	0.97% 2
Never	0.49% 1
<b>Total</b>	<b>206</b>

### Q3 How would you think about accessing the forecourt area? (Tick all that apply)

Answered: 207 Skipped: 3

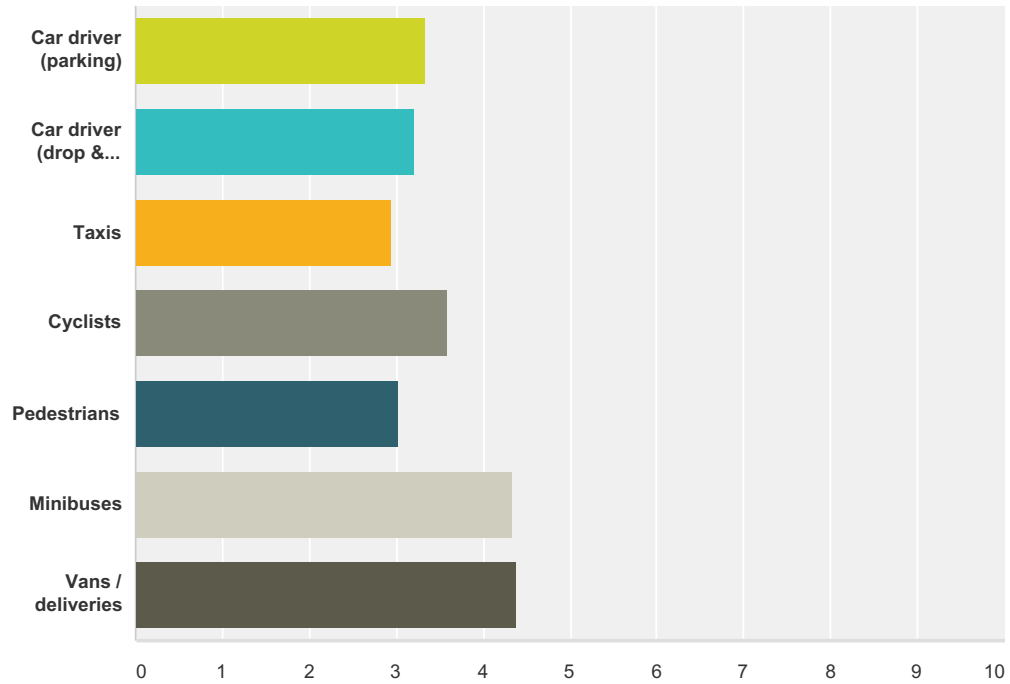


Answer Choices	Responses	Count
Car Alone	24.64%	51
Car Share	14.49%	30
Car drop off & collect	44.93%	93
Public bus	14.98%	31
Taxi alone	8.70%	18
Taxi share	5.80%	12
Cycle	14.01%	29
Walk	75.85%	157
Don't know	0.48%	1
Other (Please state)	0.97%	2
<b>Total Respondents: 207</b>		

## Stroud Railway Station: Forecourt Thoughts!

### Q4 Based on your experience, or imagination, how well does the forecourt area cater for different access needs?(Tick one box per row)

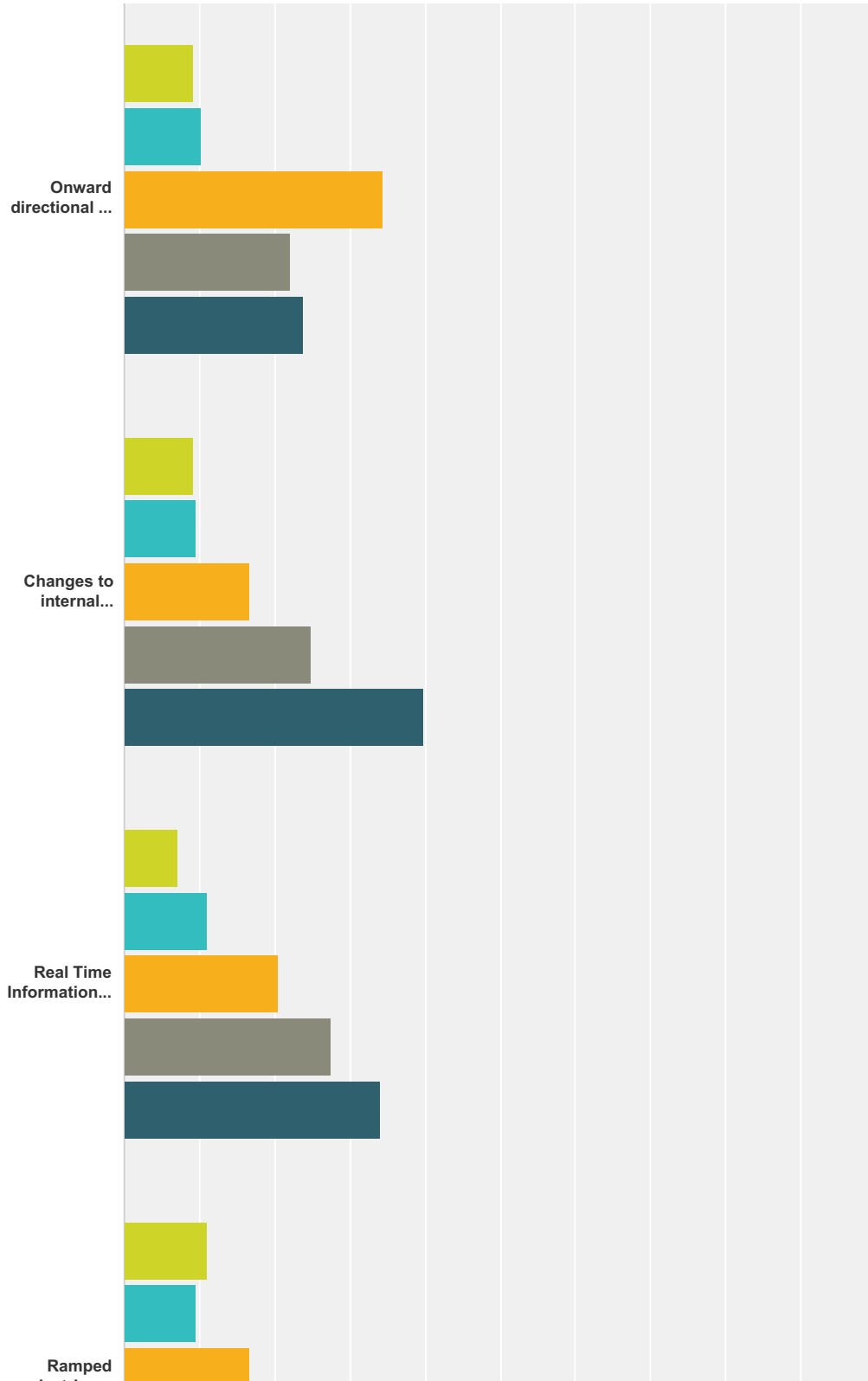
Answered: 210 Skipped: 0



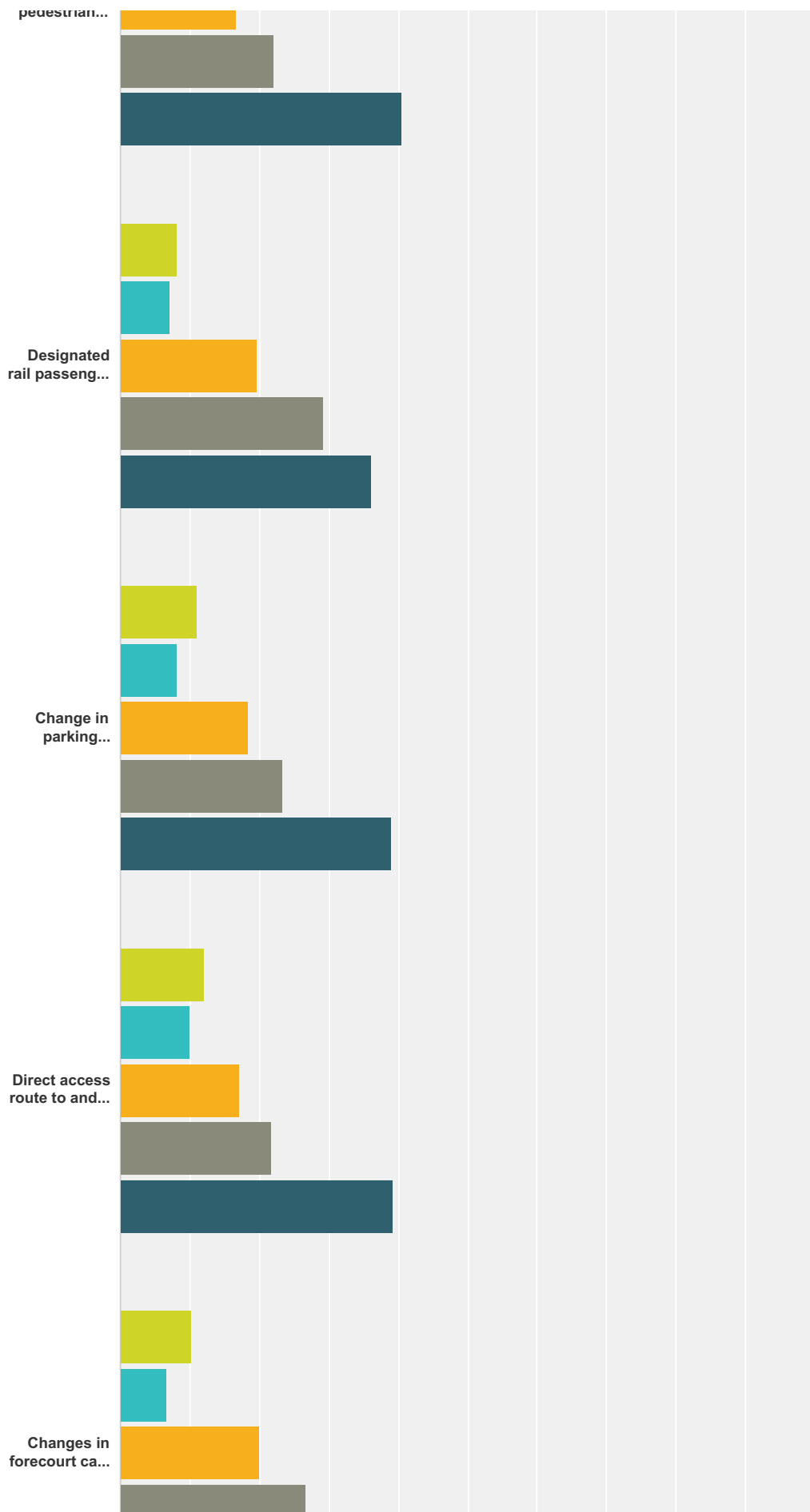
	Excellent	Very Good	Average	Inadequate	Don't Know	Total	Weighted Average
Car driver (parking)	2.96% 6	14.29% 29	39.41% 80	33.99% 69	9.36% 19	203	3.33
Car driver (drop & collect)	2.44% 5	20.00% 41	35.61% 73	36.59% 75	5.37% 11	205	3.22
Taxis	7.84% 16	33.33% 68	32.84% 67	8.33% 17	17.65% 36	204	2.95
Cyclists	3.47% 7	13.37% 27	30.69% 62	24.26% 49	28.22% 57	202	3.60
Pedestrians	6.31% 13	19.42% 40	41.75% 86	31.07% 64	1.46% 3	206	3.02
Minibuses	1.00% 2	1.99% 4	15.92% 32	22.89% 46	58.21% 117	201	4.35
Vans / deliveries	1.01% 2	3.03% 6	11.62% 23	24.24% 48	60.10% 119	198	4.39

**Q5 Please rate, on a scale of 1 to 5, the improvements you would like to see for enhancing access in and around the forecourt area (Tick one box per row)**

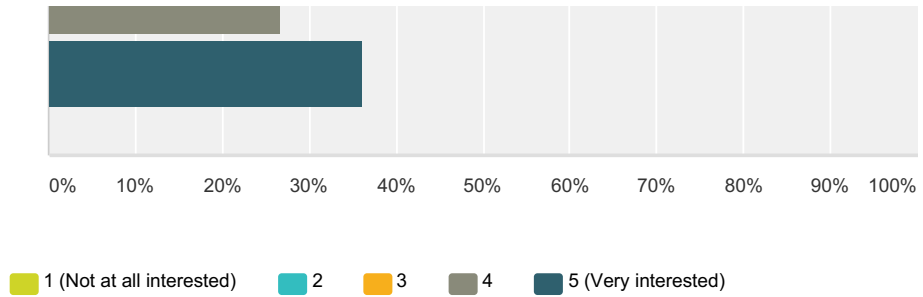
Answered: 208 Skipped: 2



# Stroud Railway Station: Forecourt Thoughts!



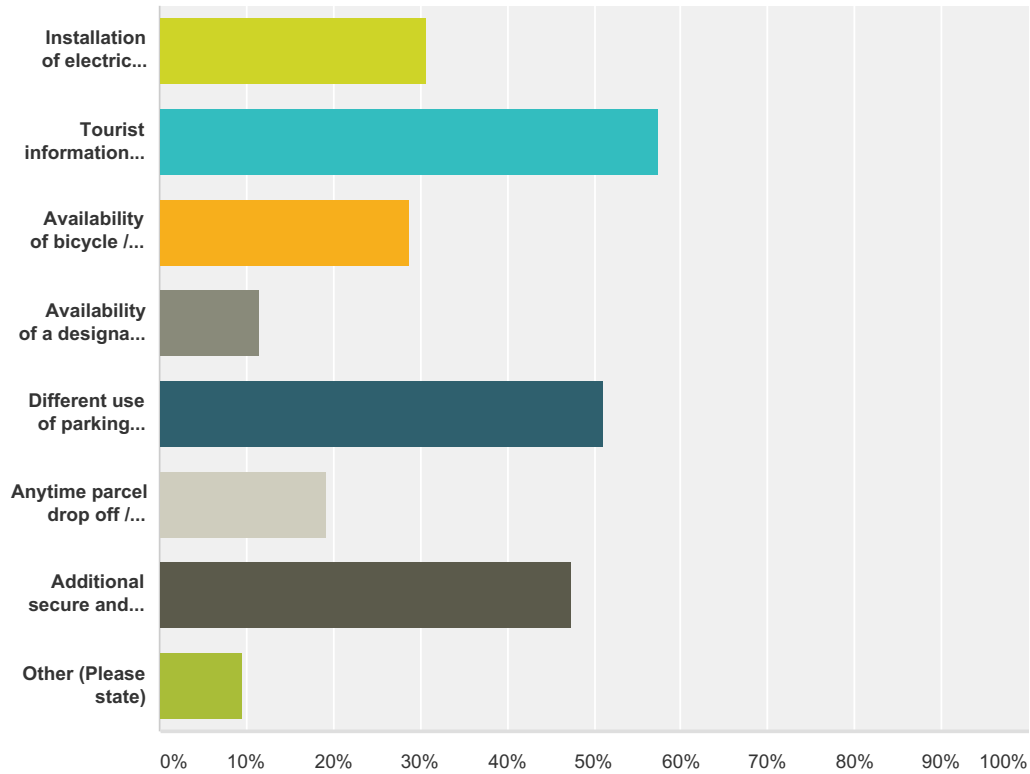
## Stroud Railway Station: Forecourt Thoughts!



	1 (Not at all interested)	2	3	4	5 (Very interested)	Total
Onward directional and destination information / maps / signage	9.28% 18	10.31% 20	34.54% 67	22.16% 43	23.71% 46	194
Changes to internal walkways / pavements and crossing points	9.09% 18	9.60% 19	16.67% 33	24.75% 49	39.90% 79	198
Real Time Information displays for buses and trains (at station / cafes / points in town centre)	7.00% 14	11.00% 22	20.50% 41	27.50% 55	34.00% 68	200
Ramped pedestrian access bridge across the railway line to Cheapside	11.11% 22	9.60% 19	16.67% 33	22.22% 44	40.40% 80	198
Designated rail passenger pick up and drop off points in the area	8.04% 16	7.04% 14	19.60% 39	29.15% 58	36.18% 72	199
Change in parking arrangements along Station Road (access road)	11.17% 22	8.12% 16	18.27% 36	23.35% 46	39.09% 77	197
Direct access route to and from Brunel Mall Car Park via Goods Shed	12.06% 24	10.05% 20	17.09% 34	21.61% 43	39.20% 78	199
Changes in forecourt car parking availability, layout and design	10.31% 20	6.70% 13	20.10% 39	26.80% 52	36.08% 70	194

**Q6 Please choose up to three facilities / services that you would like to see introduced in and around the forecourt area (Please tick three choices)**

Answered: 209 Skipped: 1

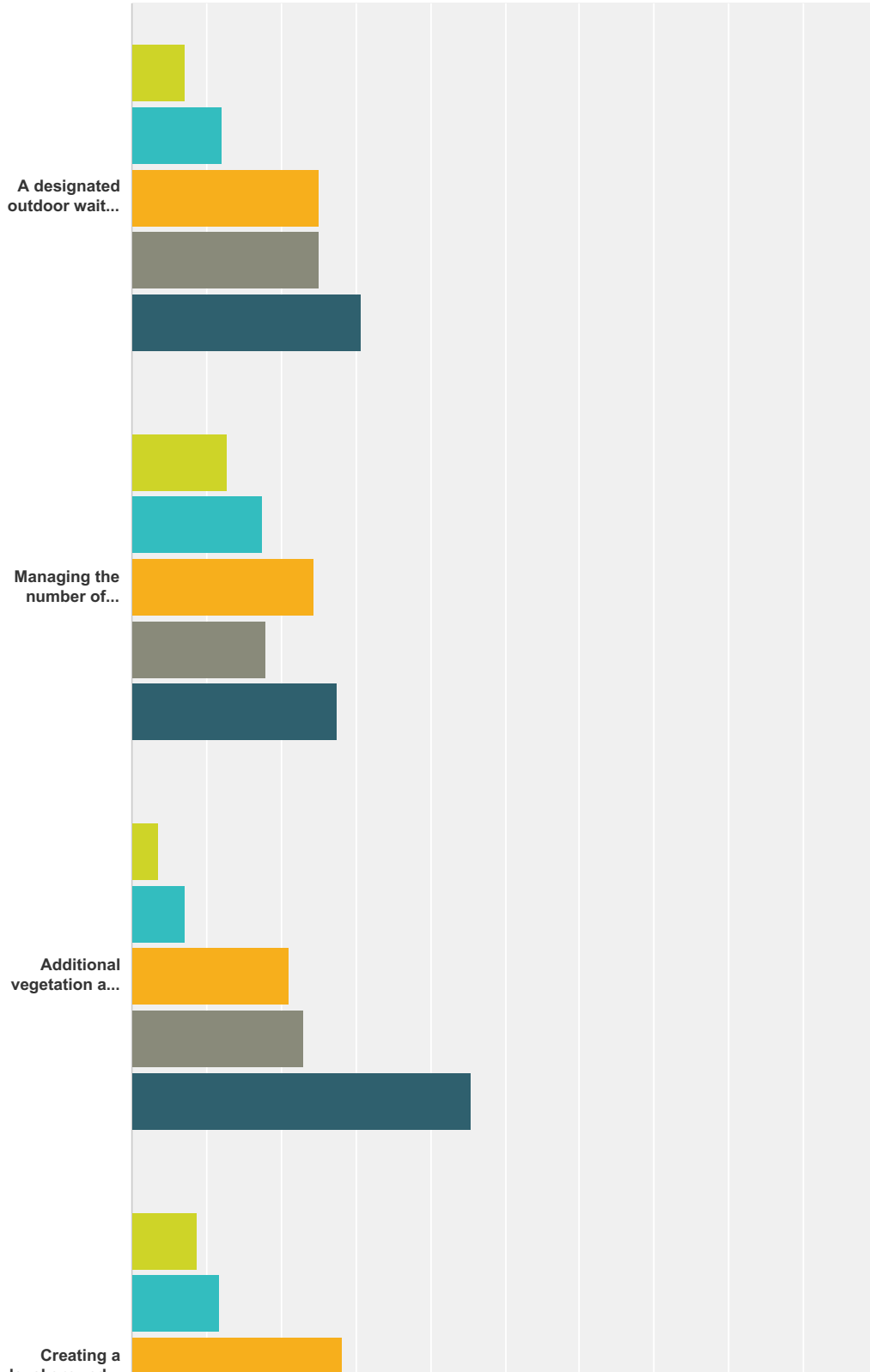


Answer Choices	Responses
Installation of electric charging points for bikes and vehicles	30.62% 64
Tourist information displays and community / local information board	57.42% 120
Availability of bicycle / scooter and wheelchair hire services / provision	28.71% 60
Availability of a designated car club vehicle or vehicle rental service	11.48% 24
Different use of parking spaces e.g short and long term stay, car club etc.	51.20% 107
Anytime parcel drop off / collection point (lockers or service point)	19.14% 40
Additional secure and sheltered bicycle parking provision	47.37% 99
Other (Please state)	9.57% 20
<b>Total Respondents: 209</b>	

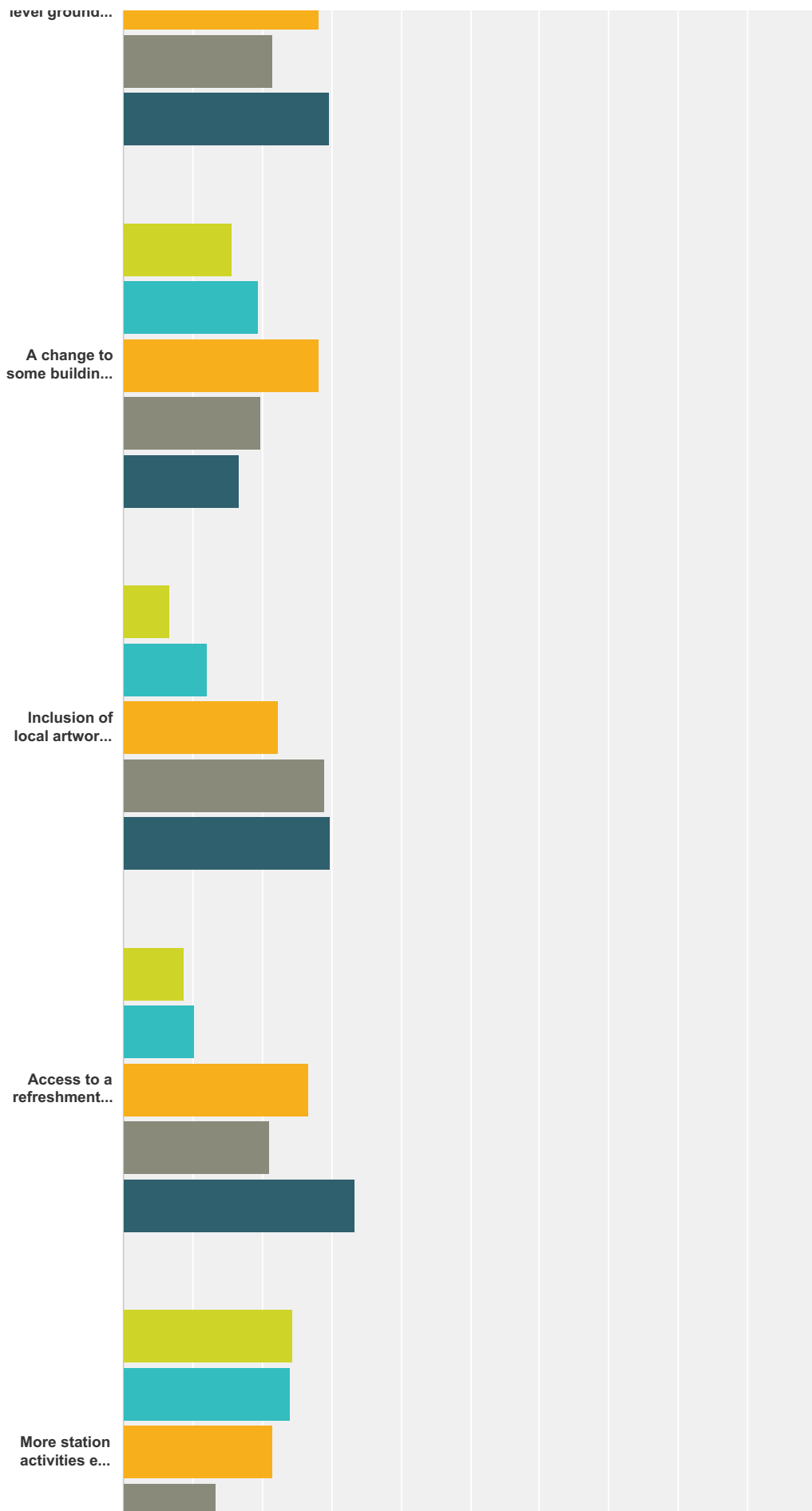


**Q7 How popular, on a scale of 1 to 5, would the following measures be to you for improving the feel and look of the forecourt area (Tick one box per row)**

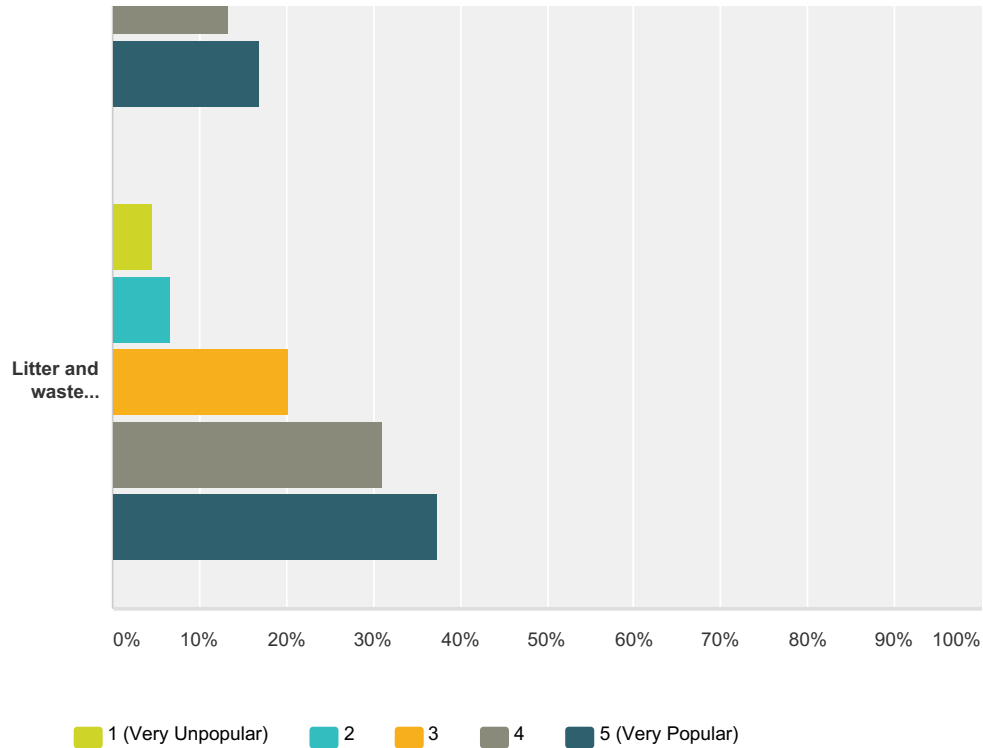
Answered: 208 Skipped: 2



# Stroud Railway Station: Forecourt Thoughts!



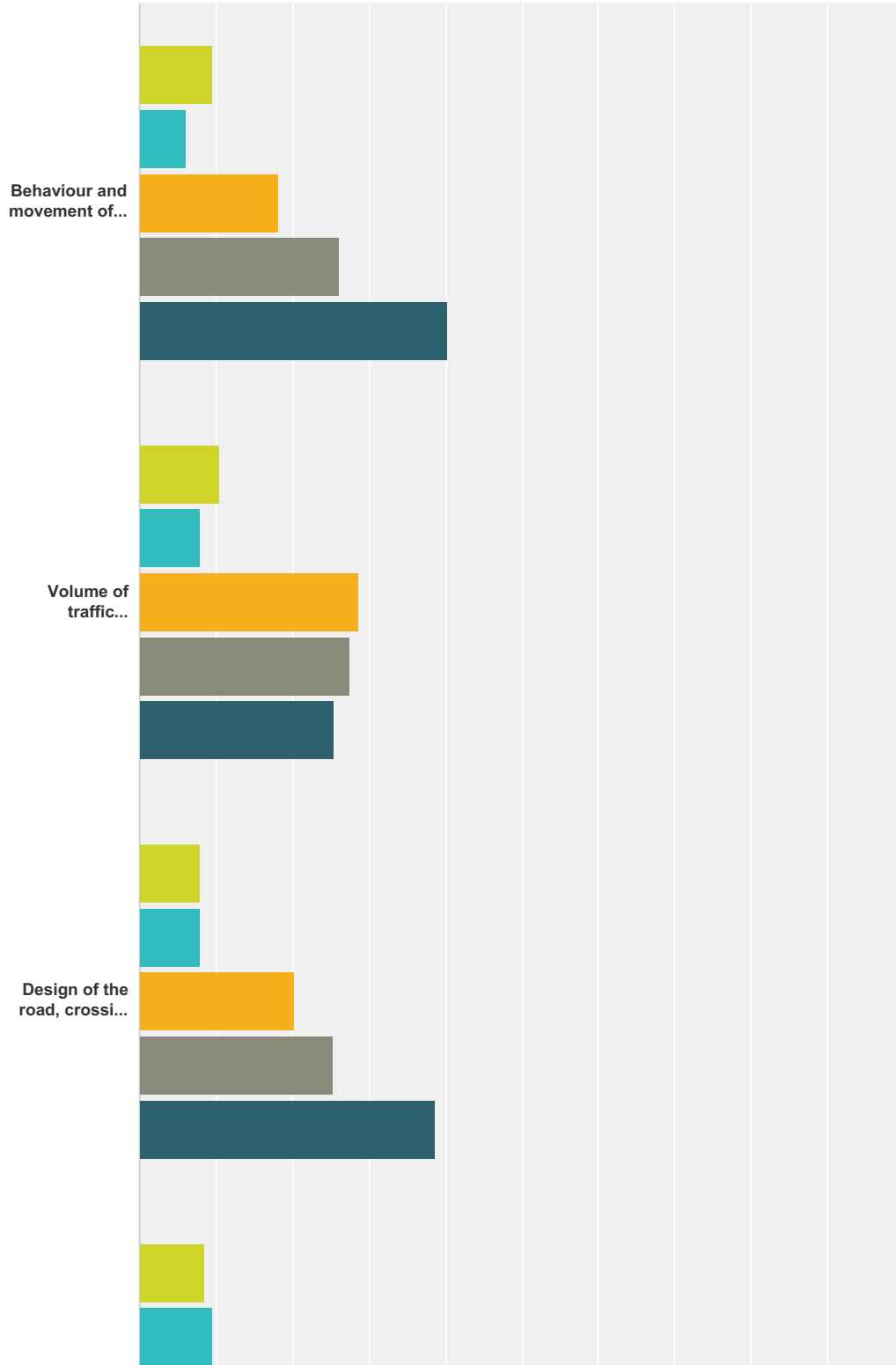
## Stroud Railway Station: Forecourt Thoughts!



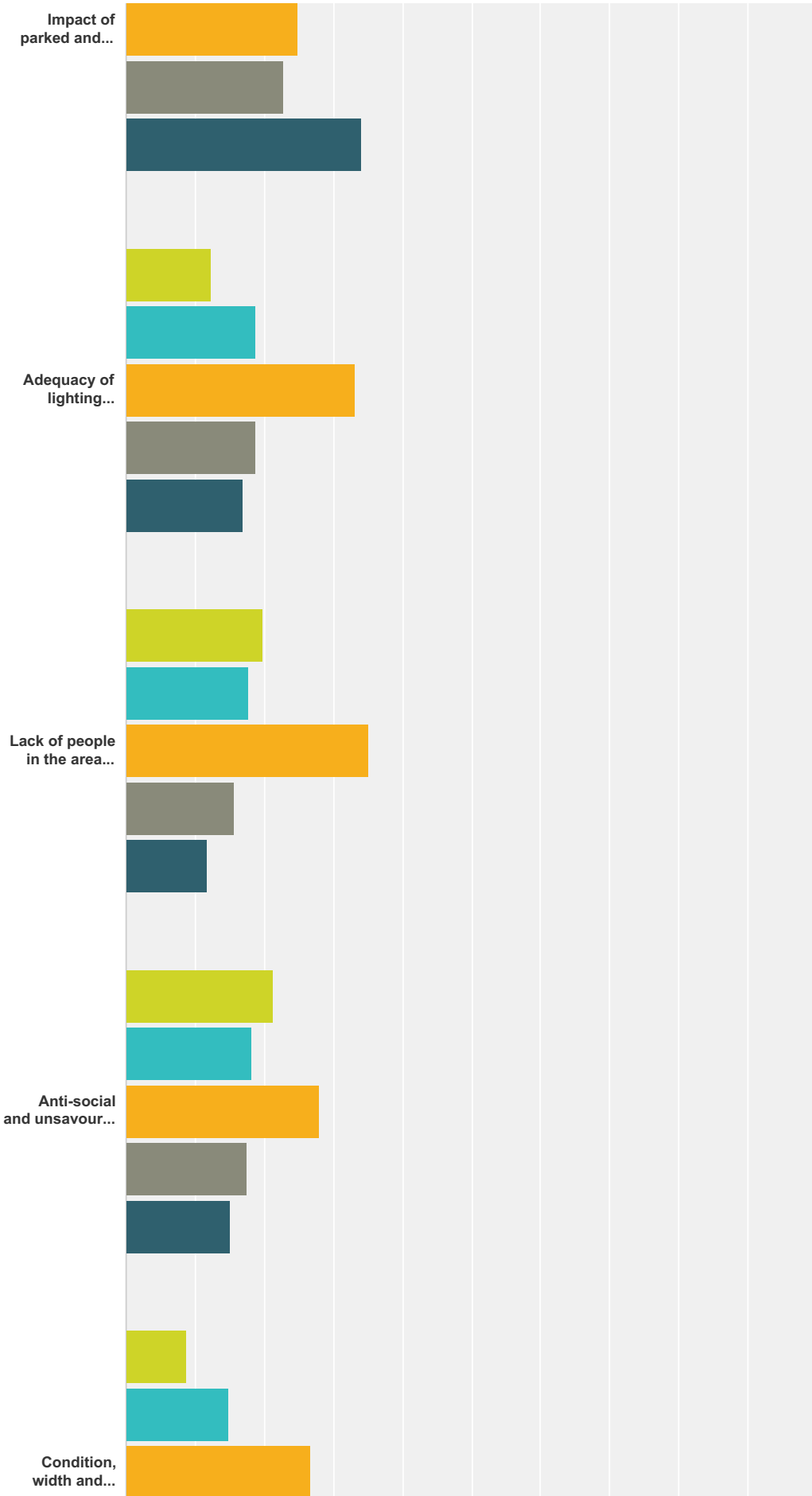
	1 (Very Unpopular)	2	3	4	5 (Very Popular)	Total
A designated outdoor waiting area, with seating, for pedestrians	7.04% 14	12.06% 24	25.13% 50	25.13% 50	30.65% 61	199
Managing the number of vehicles entering / exiting during peak times	12.70% 24	17.46% 33	24.34% 46	17.99% 34	27.51% 52	189
Additional vegetation and green features e.g planters / small trees	3.50% 7	7.00% 14	21.00% 42	23.00% 46	45.50% 91	200
Creating a level ground surface along Station Road (replacing kerbs)	8.72% 17	11.79% 23	28.21% 55	21.54% 42	29.74% 58	195
A change to some building facades and to the style of street features	15.71% 30	19.37% 37	28.27% 54	19.90% 38	16.75% 32	191
Inclusion of local artwork, sculptures and community design features	6.60% 13	12.18% 24	22.34% 44	28.93% 57	29.95% 59	197
Access to a refreshment area within the station forecourt space	8.72% 17	10.26% 20	26.67% 52	21.03% 41	33.33% 65	195
More station activities e.g piano, large chess board, water feature	24.49% 48	23.98% 47	21.43% 42	13.27% 26	16.84% 33	196
Litter and waste management of nearby fencing and car parking area	4.66% 9	6.74% 13	20.21% 39	31.09% 60	37.31% 72	193

**Q8 How much, on a scale of 1 to 5, do the following issues affect your feelings of personal safety and security in the forecourt area? (Please tick one box per row)**

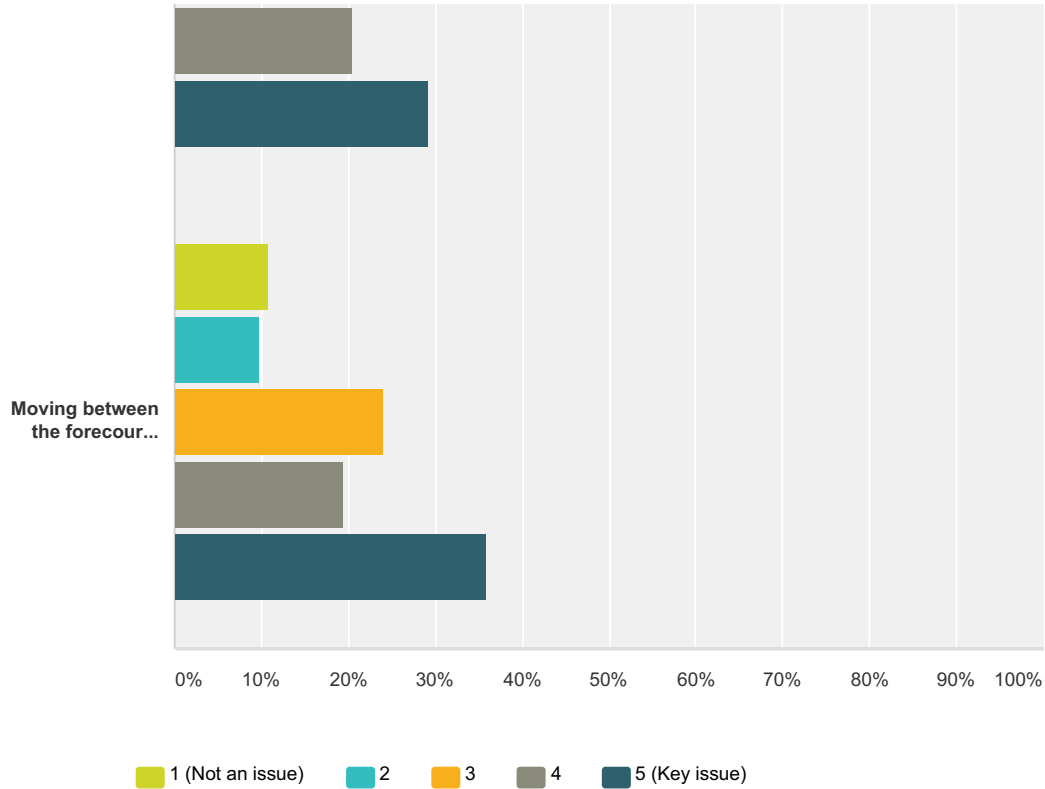
Answered: 209 Skipped: 1



# Stroud Railway Station: Forecourt Thoughts!



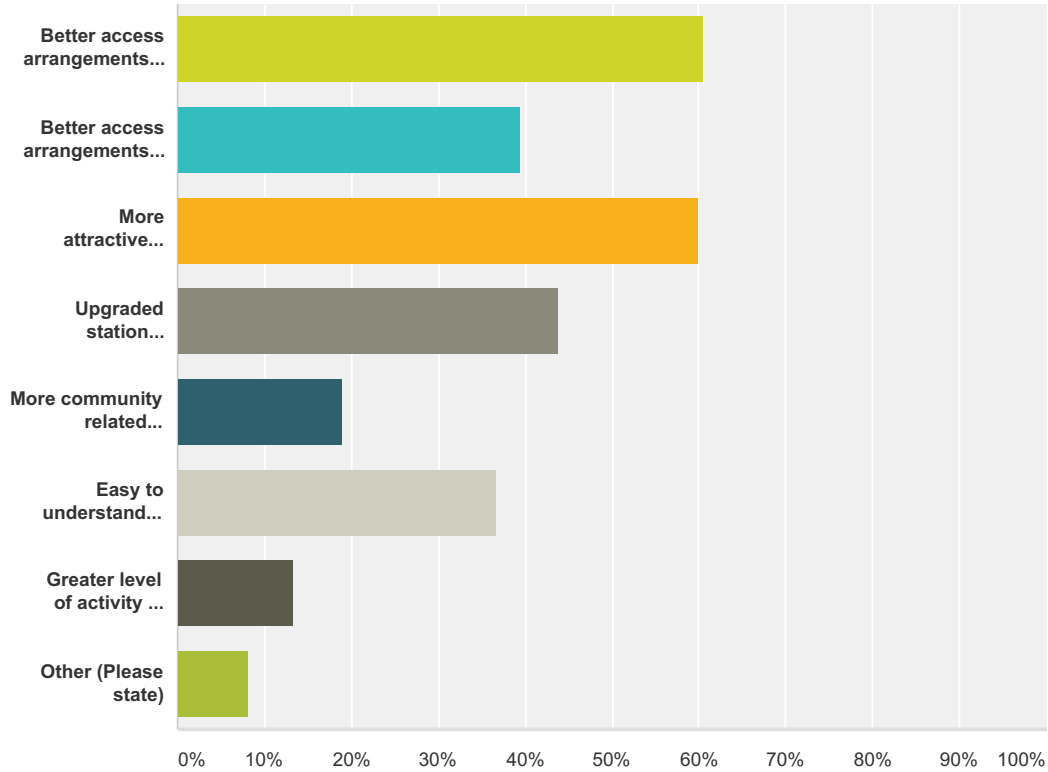
## Stroud Railway Station: Forecourt Thoughts!



	1 (Not an issue)	2	3	4	5 (Key issue)	Total
Behaviour and movement of vehicles within the forecourt area	9.55% 19	6.03% 12	18.09% 36	26.13% 52	40.20% 80	199
Volume of traffic entering and exiting the area at certain times	10.50% 21	8.00% 16	28.50% 57	27.50% 55	25.50% 51	200
Design of the road, crossing layout and roundabout feature	7.92% 16	7.92% 16	20.30% 41	25.25% 51	38.61% 78	202
Impact of parked and moving vehicles on visibility and sightlines	8.63% 17	9.64% 19	24.87% 49	22.84% 45	34.01% 67	197
Adequacy of lighting arrangements and visibility on site	12.24% 24	18.88% 37	33.16% 65	18.88% 37	16.84% 33	196
Lack of people in the area during certain times of the day	19.80% 39	17.77% 35	35.03% 69	15.74% 31	11.68% 23	197
Anti-social and unsavoury behaviour taking place in the vicinity	21.24% 41	18.13% 35	27.98% 54	17.62% 34	15.03% 29	193
Condition, width and standard of pavements / roads within the area	8.72% 17	14.87% 29	26.67% 52	20.51% 40	29.23% 57	195
Moving between the forecourt, Station Road and the town centre	10.77% 21	9.74% 19	24.10% 47	19.49% 38	35.90% 70	195

**Q9 Please select up to three types of measures that would enhance your experience of using the station forecourt area (Please tick up to three choices)**

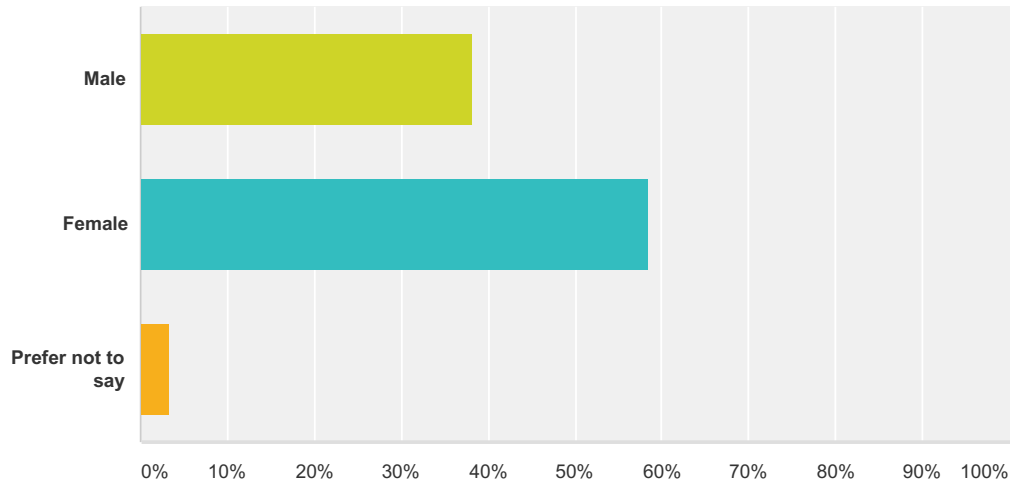
Answered: 210 Skipped: 0



Answer Choices	Responses
Better access arrangements for pedestrians and cyclists	60.48% 127
Better access arrangements for vehicles staying long and short term	39.52% 83
More attractive environment and space for the public to enjoy	60.00% 126
Upgraded station facilities and services in the immediate area	43.81% 92
More community related activity and projects taking place	19.05% 40
Easy to understand onward travel advice and local information	36.67% 77
Greater level of activity and people spending time in the area	13.33% 28
Other (Please state)	8.10% 17
<b>Total Respondents: 210</b>	

### Q10 Are you a: (Please tick one option)

Answered: 209 Skipped: 1

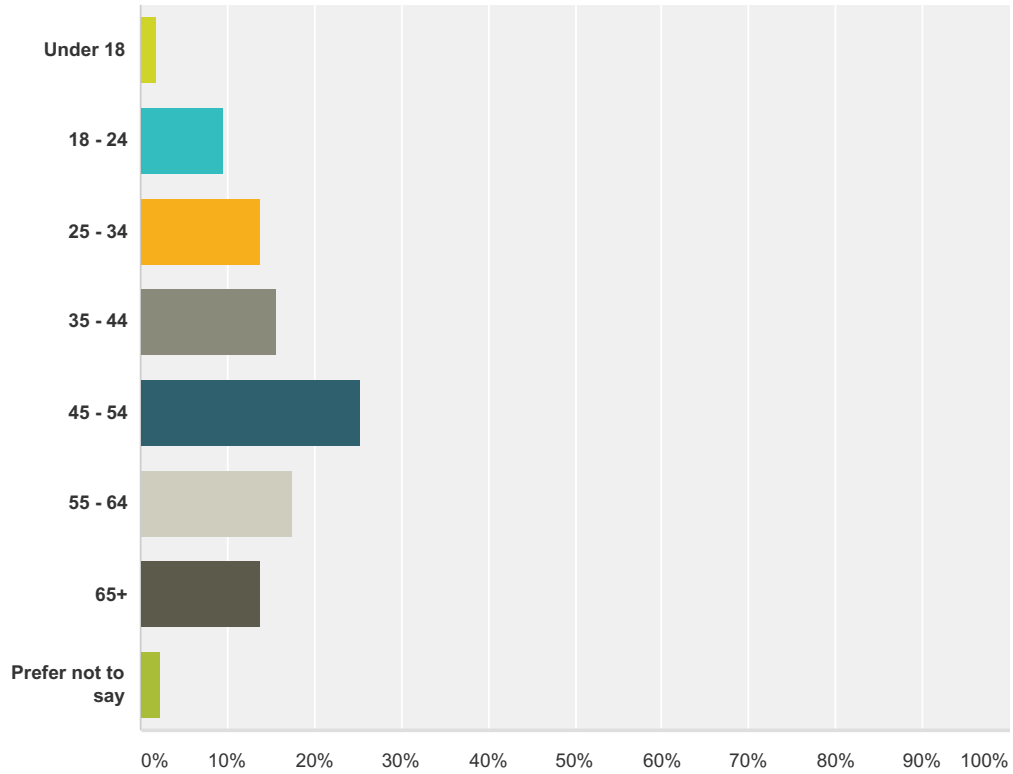


Answer Choices	Responses
Male	38.28% 80
Female	58.37% 122
Prefer not to say	3.35% 7
<b>Total</b>	<b>209</b>



### Q11 Age group (Please tick one option)

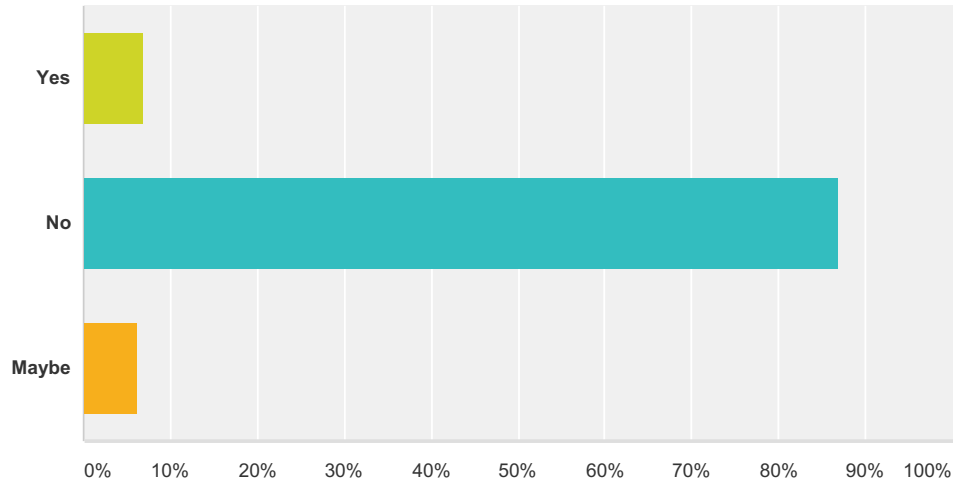
Answered: 210 Skipped: 0



Answer Choices	Responses
Under 18	1.90% 4
18 - 24	9.52% 20
25 - 34	13.81% 29
35 - 44	15.71% 33
45 - 54	25.24% 53
55 - 64	17.62% 37
65+	13.81% 29
Prefer not to say	2.38% 5
<b>Total</b>	<b>210</b>

### Q12 Are you in a situation where you may find it difficult to move in and around the station area?

Answered: 205 Skipped: 5



Answer Choices	Responses
Yes	6.83% 14
No	86.83% 178
Maybe	6.34% 13
<b>Total</b>	<b>205</b>

Stroud Railway Station: Forecourt Thoughts!

**Q13 Please state your full home postcode  
(e.g GL52 7UB)**

Answered: 202 Skipped: 8

**Q14 Please describe how your experience of using the station forecourt area could be improved in the future**

Answered: 126 Skipped: 84